

TECHMISSION SAFE FAMILIES

Online Safety Presentation

For Non-Profit Organizations

Presented by Bil Mooney-McCoy
Director of Safe Families
TechMission, Boston, MA
July, 2006



TechMission
Safe Families
KEEPING CHILDREN SAFE ONLINE



TechMission Safe Families Program

Focused on protecting children in at-risk communities from pornography and other dangers on the Internet by:

- **Providing** training and educational materials for parents, churches, and community organizations in at-risk communities to protect their children online
- **Distributing** over 100,000 copies of free Internet filtering software

TechMission
Safe Families
KEEPING CHILDREN SAFE ONLINE

What is meant by “ONLINE SAFETY”?

Safety: the state of being certain that adverse effects will not be caused by some agent under defined conditions.

Some agent = the Internet

Defined conditions = a non-profit site

Adverse Effects

- *Contact with Sexual Predators*
- *Other Dangers*
- *Pornography*



Online Perpetrators

- 1 in 5 children who use chat rooms have been approached by a pedophile online

(Telegraph.co.uk. 1/02)

- 2 in 5 abductions of victims ages 15-17 were due to the Internet

(San Diego Police Dept.)

- 76% of victims in Net-initiated sexual exploitation cases were 13-15; 75% were girls. "Most cases progressed to face-to-face sexual encounters" - 93% of the face-to-face meetings involved illegal sex.

([Journal of Adolescent Health](#), November 2004)



Other Dangers

➤ **Problematic Content** (Not just porn)

- *other sexual material*
- *gore*
- *hate*
- *drug use*
- *guns and violence*

➤ **Chat Rooms, Instant Messaging, Online Communities**

Anything goes, unedited, children can self-publish

➤ **Peer-to-Peer File Sharing**

Illegal, Indecent, Infectious



Social Networking Sites

Myspace

Blogger

Classmates Online

YouTube

AOL Hometown

Yahoo! Groups

Friendster

MSN Spaces

Xanga

LiveJournal

Grouper

Facebook

MyYearbook


Hi5



Home | Browse | Search | Invite | Rank | Mail | Blog | Favorites

Danny

"Things Could Always Be ALOT Worse...Sure."



Male
25 years old

Phoenix, ARIZONA

[View All Blog](#)

[Danny's About me](#)

Last Login:
11/14/2005

[I edited my profile](#)

STATE OF ARIZONA
DEPARTMENT OF PUBLIC SAFETY
Sex Offender InfoCenter

Courteous Vigilance

Home

SERVICES

- >> SEARCH
- >> LAWS
- >> NOTIFICATION PROCESS
- >> FAQ
- >> CONTACTS
- >> SEX OFFENDER FACTS
- >> SITE MAP
- >> DOWNLOADS
- >> HOME



Race: W Age: 33 Sex: M
Height: 5' 8" Weight: 160
Eyes: Grn Hair: Red

Risk Level: (3) High

Offense(s): Luring a Minor for Sexual Exploitation
Convicting Jurisdiction: Gila County

ANY USE OF THIS INFORMATION TO THREATEN, INTIMIDATE, HARASS, OR CREATE A CRIMINAL ACT AGAINST ANOTHER PERSON WILL RESULT IN CRIMINAL PROSECUTION.

Risk Level: (3) High
Offense(s): Luring a Minor for Sexual Exploitation
Convicting Jurisdiction: Gila County

Pornography and Youth

- 90% of children 8 to 16 have viewed pornography on the Internet, in most cases unintentionally (London School of Economics January 2002)
- 11 is the average age of first Internet exposure to porn (internet-filter-review.com)
- Adult industry says traffic on its websites is 20-30% children (NRC Report 2002, 3.3)

Youth with significant exposure to sexuality in the media were shown to be 2.2 times more likely to have had intercourse at ages 14 to 16.

(Report in Pediatrics, April, 2006)

TechMission
Safe Families
KEEPING CHILDREN SAFE ONLINE

Pornography Industry Exploits Youth: Child Pornography

- More than 20,000 images of child pornography posted online every week
(National Society for the Prevention of Cruelty to Children, 10/8/03).
- Approximately 20% of all Internet pornography involves children
(National Center for Missing & Exploited Children).
- 100,000 websites offer illegal child pornography
(U.S. Customs Service estimate).
- As of December 2005, child pornography is a \$3 billion annual industry
(Internet-filter-review).

TechMission
Safe Families
KEEPING CHILDREN SAFE ONLINE

Online Safety Program Checklist

Download Word Version

http://safefamilies.org/docs/Online_Safety_checklist.doc



Checklist for Implementing an Online Safety Program in Your Computer Center

- 1. Install Internet Filtering Software on all lab computers or install a server/router to filter all computers.
- 2. Determine types of activities that will not be allowed due to content or function.
 - a) For content, banned sites should include all pornography and sexually explicit material; it could also include sites that are violent, gory, or that promote illegal drug use or hate.
 - b) Regarding function, we recommend that chat rooms, instant messaging, and file sharing not be permitted. You should consider this for so-called "online communities" such as BlackPlanet or MySpace, as well. We'd suggest that popular web sites of these activities be posted conspicuously on a "banned site list".
- 3. Develop and Post Acceptable Use Policy for Computer Center.
- 4. Develop online safety orientation with presentations and activities for each age group. Present it to all regular lab users.
- 5. After training, all participants should sign a copy of the Acceptable Use Policy; keep their signed copy on file.
- 6. Always have a lab monitor in the room with participants, trained in enforcing the rules.
- 7. Keep computers in a public area with screen easily visible to staff.
- 8. For computers or user names mainly used by children, set the homepage to be a kid-friendly search engine.
- 9. Outline rules for staff and volunteers as well.
(Organizations are vulnerable to sexual harassment or hostile workplace lawsuits for allowing employees to view and download pornography and can be liable to copyright owners if employees download files without owners' permission.)



Install Internet filtering software

OPTIONS:

A. Client-based Filtering

- We-Blocker: Free
- Norton Internet Security: \$4/computer
- Other software \$20-50/year

B. Router-based (Server-based) Filtering

Online Safety Program Checklist
1 2 3 4 5 6 7 8 9



TechMission Safe Families We-Blocker

- Database updated w/300,000+ sites
- Allows multiple users set at different age groups
- Control for 7 categories of blockable content
- Download at <http://safefamilies.org/download.php>



Online Safety Program Checklist
1 2 3 4 5 6 7 8 9



TechMission Safe Families We-Blocker

- Pros
 - Free
 - Covers most basic blocking and has logging function
- Cons
 - Does not filter E-mail, IM or peer-to-peer file sharing
 - Not available for Macs

Online Safety Program Checklist
1 2 3 4 5 6 7 8 9



Discounted Internet Filtering for Labs

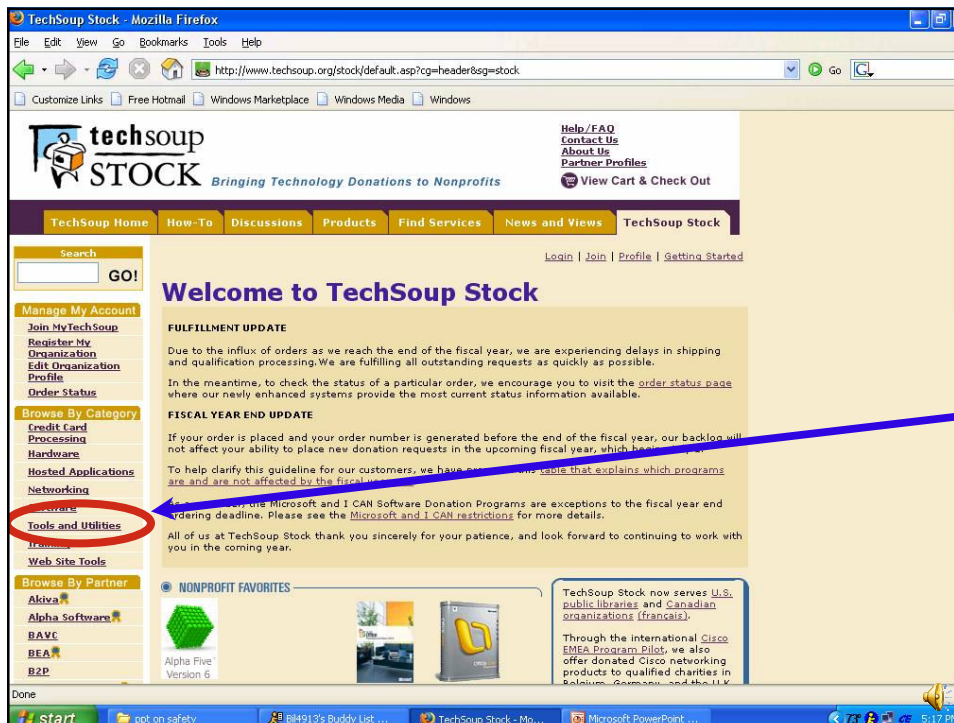
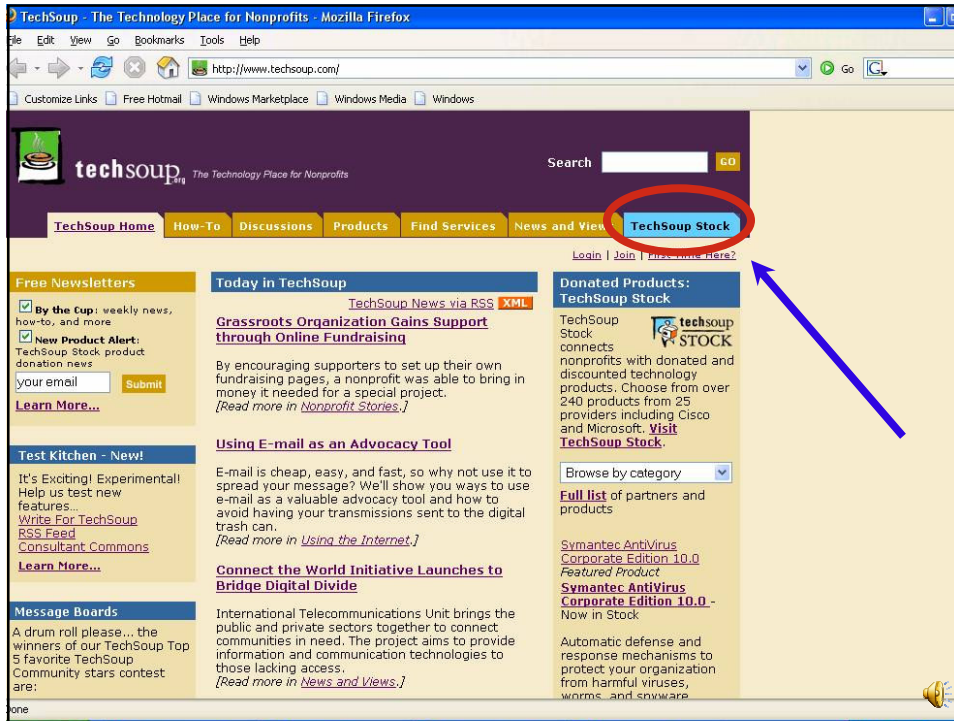
Discounted filtering (**Norton Internet Security 2005** for less than \$4/computer via techsoup.com; labs only)

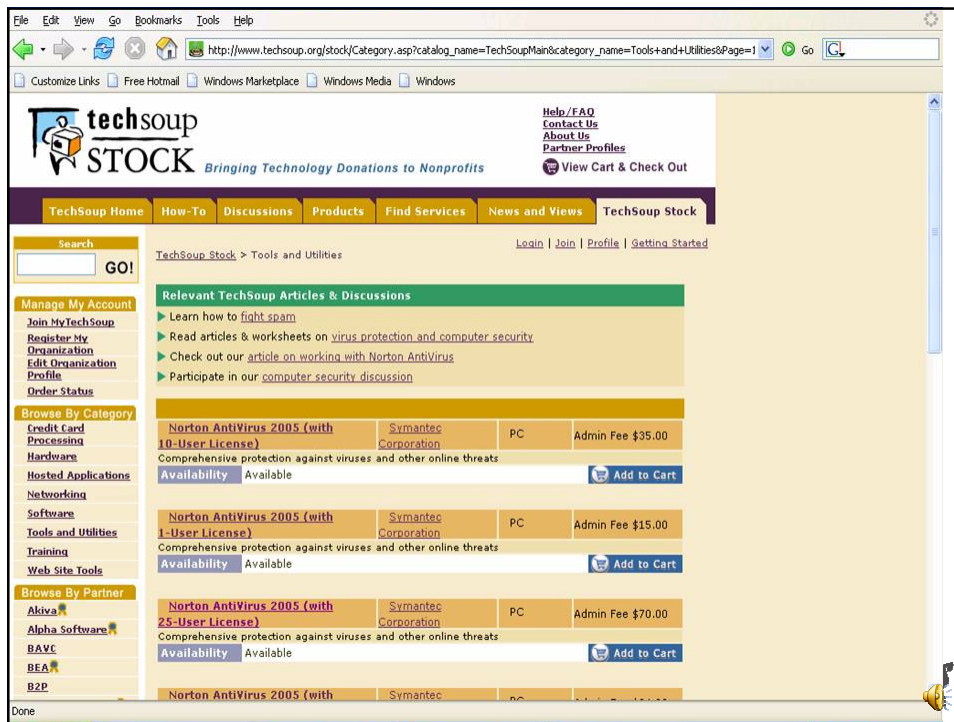


Norton Internet Security 2005 is a suite of products that, together, provide firewall protection, Internet connection intrusion prevention, privacy tools, virus protection, spam filtering, and Web browser content filtering for your desktop computer.

Online Safety Program Checklist
1 2 3 4 5 6 7 8 9







Pay Internet Filter Ratings

Product	Rating	Cost	Time Manager	Mac	Email	IM/Chat	p2p	Keyword
Content Protect	8.1	\$30	✓			✓	✓	✓
SafeEyes	7.9	\$50	✓	✓	✓	✓	✓	✓
CyberPatrol	7.5	\$40	✓		✓	✓		✓
CyberSitter	7.3	\$40	✓		✓	✓	✓	✓
Norton Internet Security	7.1	\$70; \$35/yr		✓	✓	✓	✓	
Net Nanny	7.1	\$40	✓		✓	✓	✓	✓
McAfee Internet Security	6.7	\$35; \$35/yr				✓		
WeBlocker	n/a	free						✓

<http://safefamilies.org/SoftwareTools.php#client>

Online Safety Program Checklist

1 2 3 4 5 6 7 8 9

TechMission
Safe Families
KEEPING CHILDREN SAFE ONLINE

Filtering Router

- Pros:

- Effectively filters all computers on a network



- More difficult to disable than client software



- Cons:

- Requires broadband connection

- Can be more difficult to set up initially



Online Safety Program Checklist

1 2 3 4 5 6 7 8 9

TechMission
Safe Families
KEEPING CHILDREN SAFE ONLINE

Client vs. Router Based Filtering

<u>Client-Based Filters</u>	<u>Router-Based Filters</u>
<i>Installed on each machine</i>	<i>Installed on Internet Connection</i>
<i>More difficult to maintain</i>	<i>More complex to administer</i>
<i>Easier to have unwanted bypass</i>	<i>Harder to have unwanted bypass</i>
<i>Easier to enable staff-bypass</i>	<i>Difficult to enable staff-bypass</i>
<i>Adjustments to each machine</i>	<i>Adjustments made centrally</i>

Online Safety Program Checklist

1 2 3 4 5 6 7 8 9

TechMission
Safe Families
KEEPING CHILDREN SAFE ONLINE

Determine Banned Activities *By Content*

- Pornography and Other Sexual Content
- Illegal Drug Use Promotion
- Hate
- Gore
- Occult
- Obscene Language

Online Safety Program Checklist
1 2 3 4 5 6 7 8 9



Determine Banned Activities *By Type*

- Online Communities*
- Chat Rooms*
- Instant Messaging*
- File Sharing*
- Email
- Games

** Not recommended by Safe Families*

Online Safety Program Checklist
1 2 3 4 5 6 7 8 9



Acceptable Use Policy

- Outlines responsibilities and privileges.
- Should be posted, reviewed and signed by all center clients.
- Needs to address illegal/questionable activities such as pornography, copyright violations, drugs, gambling, sexual solicitation, viruses, hacking, online harassment.
- Needs to determine if different standards will be implemented for children vs. adults.
- Consequences for violations should be clearly stated and practiced.

Sample AUP

http://safefamilies.org/docs/sample_aup.doc

Online Safety Program Checklist

1 2 3 4 5 6 7 8 9



SAMPLE ACCEPTABLE USE POLICY

1. All users must sign in before sitting down to work. No food or drink at or near the computers!
2. If the application you are using has sound, please turn it off or use headphones.
3. Users of the center are asked to remain in the labs, the hall ways connecting the labs and the restrooms to avoid disturbing other classes.
4. No Rollerblades (or other skates) in the labs.
5. The computer labs are only open for public access during posted hours. If you arrive before public access hours begin, please wait in the front hall. When asked to finish up because it's closing time, please be considerate and do so. The Center staff and volunteers reserve the right to ask anyone to leave the Center at any time for any reason.
6. Be polite. Do not get abusive or threatening in your messages to or about others.
7. Use appropriate language in conversation and online. Do not swear or use vulgar words.
8. Chat rooms like BlackPlanet and file sharing services like Kazaa are not allowed.
9. Obscene or sexually explicit material cannot be used in the Center.
10. No illegal activity online or on the Center's premises.
11. Copyrighted material may not be used without owner's permission. This includes piracy of computer software.
12. Only Center staff members are permitted to load software on computers.
13. Attempting to harm others' data, computer equipment, or network performance is prohibited. This includes computer viruses.

I understand and will abide by this Acceptable Use Policy. I further understand that any violation of the regulations above may cause my access privileges to be revoked and may result in appropriate legal action against me.

User's Full Name: _____

User Signature: _____ Date: _____



Online Safety Orientation

- Orientation is for computer center participants.
- Review computer center acceptable use policy.
- Instructions for what to do if objectionable content appears.
- Safety Tips:
 - Instruct youth never to plan a face-to-face meeting with someone that they have met online.
 - Teach youth never to give out personal information.
- For elementary children, recommend 2 sessions, up to 1 hour each, 1-45 minute session for middle and high school, 1-30 minute orientation for adults.

Sample Lesson Plans

http://safefamilies.org/docs/online_safety_curricula.doc

Online Safety Program Checklist

1 2 3 4 5 6 7 8 9



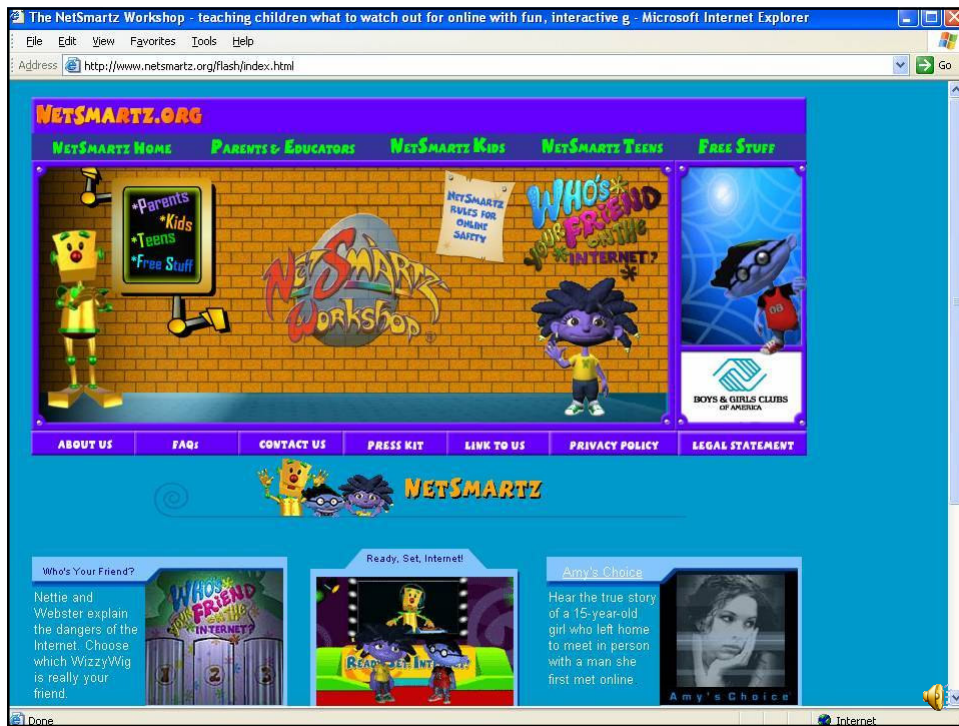
Resources for Children and Teen Activities for Online Safety Training

- Netsmartz (www.netsmartz.org)
- WebsafeCrackerz (www.websafecrackerz.com)
- WiredKids (<http://wiredkids.org/kids/index.html>)
- ISafe (www.isafe.org)

Online Safety Program Checklist

1 2 3 4 5 6 7 8 9





Have participants sign AUP

- Keep signed copy on file
- For younger children, a simplified version may be used

Online Safety Program Checklist
1 2 3 4 5 6 7 8 9

TechMission
Safe Families
KEEPING CHILDREN SAFE ONLINE

Other Practices

- Always have a lab monitor in the room when computers are being used, especially by children.
- Keep computers in public places, with screens clearly visible to staff.

Online Safety Program Checklist
1 2 3 4 5 6 7 8 9



Change Home Page

For computers or user names used mainly by children, set their home-pages to a kid-friendly search engine.

Ask Jeeves for Kids (www.ajkids.com)

Yahooligans (www.yahooligans.com)

OneKey (www.onekey.com)

Kids Click (www.kidsclick.org)

Education World (www.education-world.com)

<http://safefamilies.org/docs/changechildhomepage.doc>

Online Safety Program Checklist
1 2 3 4 5 6 7 8 9




Outline Rules for Staff & Volunteers

- Organizations are vulnerable to sexual harassment or hostile workplace lawsuits for allowing employees to view and download pornography
- They can also be liable to copyright owners for allowing employees to download files without owners' permission

Online Safety Program Checklist
1 2 3 4 5 6 7 8 9

TechMission
Safe Families
KEEPING CHILDREN SAFE ONLINE

Online Safety and Recovery Manual*



**Versions for pastors, parents, individuals and nonprofits*

TechMission
Safe Families
KEEPING CHILDREN SAFE ONLINE



Links....

To web pages and documents described in this presentation

Online Safety Checklist:

http://safefamilies.org/docs/Online_Safety_checklist.doc

We-BLocker Download Site:

<http://safefamilies.org/download.php>

Internet Filter Comparisons:

<http://safefamilies.org/SoftwareTools.php#client>

Sample Acceptable Use Policy:

http://safefamilies.org/docs/sample_aup.doc

Sample Lesson Plans for Online Safety Orientation

http://safefamilies.org/docs/online_safety_curricula.doc

Changing your child's homepage:

<http://safefamilies.org/docs/changechildhomepage.doc>

Online Safety Manual for Non-Profits:

http://safefamilies.org/docs/manual_nonprofits.doc

